

# Investigator Registration

**NOTE** You must register yourself as a user in the Visiontracker™ system before applying for an Investigator-Sponsored Research (ISR) funding request from Alexion.

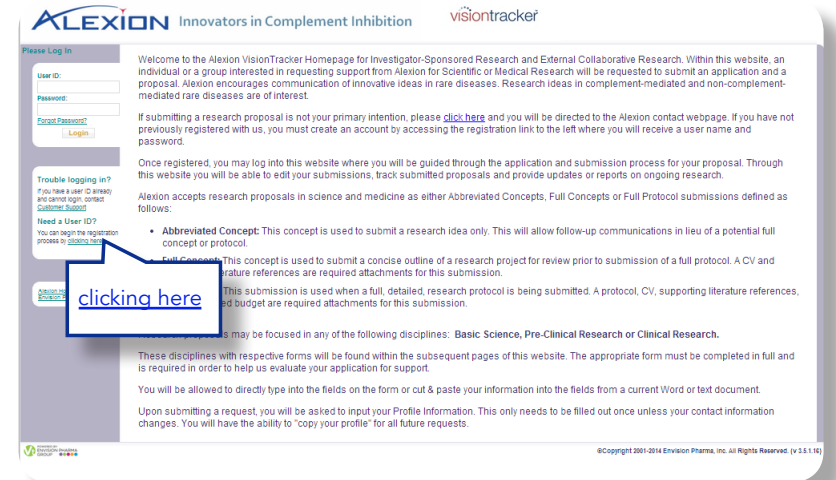
## 1 Go To Alexion's ISR Home Page

[www.alexion.com](http://www.alexion.com)

- 1 Click **Research and Development**
- 2 Select **Investigator-Sponsored Research**
- 3 Access Visiontracker via the **Submitting a Request** tab

## 2 Complete Online User Registration

Click on the [clicking here](#) link displayed under **Need a User ID?** section



On the resulting **Registration** form:

- Enter registration information:
  1. Legal Name (First and Last)
  2. Organization Name
  3. Address
  4. Contact information (Phone & Email)
- Click  to submit the **Registration** form

The screenshot shows the 'Registration' form. At the top, it says 'After submitting your request, registration information will be sent to the e-mail address entered below.' The form is divided into three sections: 'Details', 'Address', and 'City/State/Zip'. The 'Details' section includes fields for 'Last Name', 'First Name', 'Suffix', 'Title', 'Primary Organization', 'Primary Phone', and 'E-mail Address'. The 'Address' section includes fields for 'Address', 'Street', 'City', and 'Country'. The 'City/State/Zip' section includes a dropdown menu for 'City' and a dropdown menu for 'State'. There are 'OK' and 'Cancel' buttons at the bottom right.

### 3 Email Confirmation and Access Information

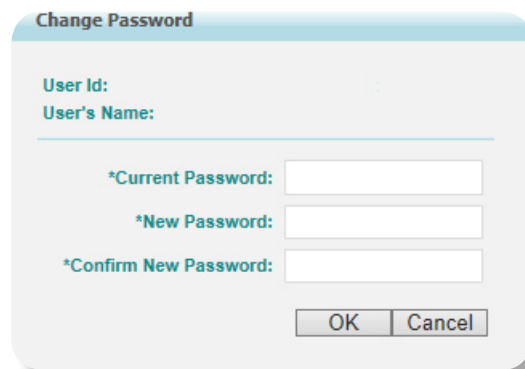
Registration Confirmation is sent after completing the registration in **2**

- The **First Email** you will receive will be your Registration Confirmation
- The **Second Email** you will receive will contain your temporary password

### 4 Setting Your Password

Return to VISIONTRACKER Home Page via [www.alxn.com](http://www.alxn.com) as detailed in **1**

- Enter your email address as **User ID**
- Enter the **Temporary Password** that was emailed to you
- Enter and Confirm **New Password** when prompted



Change Password

User Id:

User's Name:

\*Current Password:


\*New Password:

\*Confirm New Password:

OK Cancel

### 5 Submit a New Application

You are now ready to submit your first ISR Application to Alexion.

Click  to initiate a new ISR Application.

To submit an investigator-sponsored research application, visit:

[www.alexion.com](http://www.alexion.com)

- 1 Click **Research and Development**
- 2 Select **Investigator-Sponsored Research**
- 3 Access Visiontracker via the **Submitting a Request** tab

VISIONTRACKER is a trademark of Envision Pharma, Inc.